

*Use the template dedic.tex together with the
Springer Nature document class SVMono for
monograph-type books or SVMult for
contributed volumes to style a quotation or a
dedication at the very beginning of your book*

Foreword

Use the template *foreword.tex* together with the document class SVMono (monograph-type books) or SVMult (edited books) to style your foreword.

The foreword covers introductory remarks preceding the text of a book that are written by a *person other than the author or editor* of the book. If applicable, the foreword precedes the preface which is written by the author or editor of the book.

Place, month year

Firstname Surname

Preface

Use the template *preface.tex* together with the document class SVMono (monograph-type books) or SVMult (edited books) to style your preface.

A preface is a book's preliminary statement, usually written by the *author or editor* of a work, which states its origin, scope, purpose, plan, and intended audience, and which sometimes includes afterthoughts and acknowledgments of assistance.

When written by a person other than the author, it is called a foreword. The preface or foreword is distinct from the introduction, which deals with the subject of the work.

Customarily *acknowledgments* are included as last part of the preface.

Place(s),
month year

Firstname Surname
Firstname Surname

Acknowledgements

Use the template *acknow.tex* together with the document class `SVMono` (monograph-type books) or `SVMult` (edited books) if you prefer to set your acknowledgement section as a separate chapter instead of including it as last part of your preface.

Contents

Part I Part Title

1	Contribution Title	3
	Name of First Author and Name of Second Author	
1.1	Section Heading	3
1.2	Section Heading	4
1.2.1	Subsection Heading.....	4
1.3	Section Heading	6
1.3.1	Subsection Heading.....	7
	Appendix	11
1.4	Styling of References	11
	References	12
	References	12
A	Chapter Heading	13
A.1	Section Heading	13
A.1.1	Subsection Heading.....	13
	Glossary	15
	Index	17

List of Contributors

Firstname Surname

ABC Institute, 123 Prime Street, Daisy Town, NA 01234, USA, e-mail:
smith@smith.edu

Firstname Surname

XYZ Institute, Technical University, Albert-Schweitzer-Str. 34, 1000 Berlin,
Germany, e-mail: meier@tu.edu

Acronyms

Use the template *acronym.tex* together with the document class SVMono (monograph-type books) or SVMult (edited books) to style your list(s) of abbreviations or symbols.

Lists of abbreviations, symbols and the like are easily formatted with the help of the Springer Nature enhanced `description` environment.

ABC	Spelled-out abbreviation and definition
BABI	Spelled-out abbreviation and definition
CABR	Spelled-out abbreviation and definition

Part I
Part Title

Use the template *part.tex* together with the document class SVMono (monograph-type books) or SVMult (edited books) to style your part title page and, if desired, a short introductory text (maximum one page) on its verso page.

Chapter 1

Contribution Title

Name of First Author^[0000–1111–2222–3333] and
Name of Second Author^[1111–2222–3333–4444]

Abstract Each chapter should be preceded by an abstract (no more than 200 words) that summarizes the content. The abstract will appear *online* at www.SpringerLink.com and be available with unrestricted access. This allows unregistered users to read the abstract as a teaser for the complete chapter.

Please use the 'starred' version of the `abstract` command for typesetting the text of the online abstracts (cf. source file of this chapter template `abstract`) and include them with the source files of your manuscript. Use the plain `abstract` command if the abstract is also to appear in the printed version of the book.

1.1 Section Heading

Use the template *chapter.tex* together with the document class `SVMono` (monograph-type books) or `SVMult` (edited books) to style the various elements of your chapter content.

Instead of simply listing headings of different levels we recommend to let every heading be followed by at least a short passage of text. Further on please use the \LaTeX automatism for all your cross-references and citations. And please note that the first line of text that follows a heading is not indented, whereas the first lines of all subsequent paragraphs are.

Name of First Author
Name, Address of Institute, e-mail: `name@email.address`

Name of Second Author
Name, Address of Institute e-mail: `name@email.address`

1.2 Section Heading

Instead of simply listing headings of different levels we recommend to let every heading be followed by at least a short passage of text. Further on please use the \LaTeX automatism for all your cross-references and citations.

Please note that the first line of text that follows a heading is not indented, whereas the first lines of all subsequent paragraphs are.

Use the standard `equation` environment to typeset your equations, e.g.

$$a \times b = c, \quad (1.1)$$

however, for multiline equations we recommend to use the `eqnarray` environment¹.

$$|\nabla U_\alpha^\mu(y)| \leq \frac{1}{d-\alpha} \int \left| \nabla \frac{1}{|\xi-y|^{d-\alpha}} \right| d\mu(\xi) = \int \frac{1}{|\xi-y|^{d-\alpha+1}} d\mu(\xi) \quad (1.2)$$

$$= (d-\alpha+1) \int_{d(y)}^{\infty} \frac{\mu(B(y,r))}{r^{d-\alpha+2}} dr \leq (d-\alpha+1) \int_{d(y)}^{\infty} \frac{r^{d-\alpha}}{r^{d-\alpha+2}} dr \quad (1.3)$$

1.2.1 Subsection Heading

Instead of simply listing headings of different levels we recommend to let every heading be followed by at least a short passage of text. Further on please use the \LaTeX automatism for all your cross-references and citations as has already been described in Sect. 1.2.

Please do not use quotation marks when quoting texts! Simply use the `quotation` environment – it will automatically be rendered in line with the preferred layout.

1.2.1.1 Subsubsection Heading

Instead of simply listing headings of different levels we recommend to let every heading be followed by at least a short passage of text. Further on please use the \LaTeX automatism for all your cross-references and citations as has already been described in Sect. 1.2.1, see also Fig. 1.1²

Please note that the first line of text that follows a heading is not indented, whereas the first lines of all subsequent paragraphs are.

¹ In physics texts please activate the class option `vecphys` to depict your vectors in ***boldface-italic*** type - as is customary for a wide range of physical subjects

² If you copy text passages, figures, or tables from other works, you must obtain *permission* from the copyright holder (usually the original publisher). Please enclose the signed permission with the manuscript. The sources must be acknowledged either in the captions, as footnotes or in a separate section of the book.

Paragraph Heading

Instead of simply listing headings of different levels we recommend to let every heading be followed by at least a short passage of text. Further on please use the \LaTeX automatism for all your cross-references and citations as has already been described in Sect. 1.2.

Please note that the first line of text that follows a heading is not indented, whereas the first lines of all subsequent paragraphs are.

For typesetting numbered lists we recommend to use the `enumerate` environment – it will automatically rendered in line with the preferred layout.

1. Livelihood and survival mobility are oftentimes coutcomes of uneven socioeconomic development.
 - a. Livelihood and survival mobility are oftentimes coutcomes of uneven socioeconomic development.
 - b. Livelihood and survival mobility are oftentimes coutcomes of uneven socioeconomic development.
2. Livelihood and survival mobility are oftentimes coutcomes of uneven socioeconomic development.

Subparagraph Heading

In order to avoid simply listing headings of different levels we recommend to let every heading be followed by at least a short passage of text. Use the \LaTeX automatism for all your cross-references and citations as has already been described in Sect. 1.2, see also Fig. 1.2.

For unnumbered list we recommend to use the `itemize` environment – it will automatically be rendered in line with the preferred layout.

- Livelihood and survival mobility are oftentimes coutcomes of uneven socioeconomic development, cf. Table 1.1.

Fig. 1.1 If the width of the figure is less than 7.8 cm use the `sidecaption` command to flush the caption on the left side of the page. If the figure is positioned at the top of the page, align the sidecaption with the top of the figure – to achieve this you simply need to use the optional argument `[t]` with the `sidecaption` command

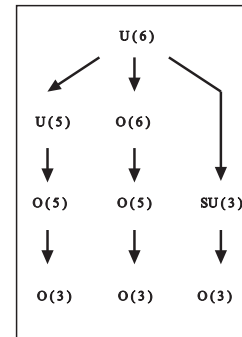


Fig. 1.2 If the width of the figure is less than 7.8 cm use the `sidecaption` command to flush the caption on the left side of the page. If the figure is positioned at the top of the page, align the sidecaption with the top of the figure – to achieve this you simply need to use the optional argument `[t]` with the `sidecaption` command

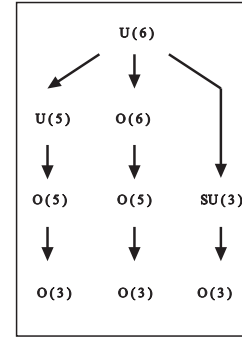


Table 1.1 Please write your table caption here

Classes	Subclass	Length	Action Mechanism
Translation	mRNA ^a	22 (19–25)	Translation repression, mRNA cleavage
Translation	mRNA cleavage	21	mRNA cleavage
Translation	mRNA	21–22	mRNA cleavage
Translation	mRNA	24–26	Histone and DNA Modification

^a Table foot note (with superscript)

- Livelihood and survival mobility are oftentimes coutcomes of uneven socioeconomic development.
- Livelihood and survival mobility are oftentimes coutcomes of uneven socioeconomic development.
- Livelihood and survival mobility are oftentimes coutcomes of uneven socioeconomic development.

Run-in Heading Boldface Version Use the \LaTeX automatism for all your cross-references and citations as has already been described in Sect. 1.2.

Run-in Heading Boldface and Italic Version Use the \LaTeX automatism for all your cross-references and citations as has already been described in Sect. 1.2.

Run-in Heading Displayed Version

Use the \LaTeX automatism for all your cross-references and citations as has already been described in Sect. 1.2.

1.3 Section Heading

Instead of simply listing headings of different levels we recommend to let every heading be followed by at least a short passage of text. Further on please use the \LaTeX automatism for all your cross-references and citations as has already been described in Sect. 1.2.

Please note that the first line of text that follows a heading is not indented, whereas the first lines of all subsequent paragraphs are.

If you want to list definitions or the like we recommend to use the enhanced `description` environment – it will automatically rendered in line with the preferred layout.

- Type 1 That addresses central themes pertainng to migration, health, and disease. In Sect. 1.1, Wilson discusses the role of human migration in infectious disease distributions and patterns.
- Type 2 That addresses central themes pertainng to migration, health, and disease. In Sect. 1.2.1, Wilson discusses the role of human migration in infectious disease distributions and patterns.

1.3.1 Subsection Heading

In order to avoid simply listing headings of different levels we recommend to let every heading be followed by at least a short passage of text. Use the \LaTeX automatism for all your cross-references and citations citations as has already been described in Sect. 1.2.

Please note that the first line of text that follows a heading is not indented, whereas the first lines of all subsequent paragraphs are.

If you want to emphasize complete paragraphs of texts we recommend to use the newly defined class option `graybox` and the newly defined environment `svgraybox`. This will produce a 15 percent screened box 'behind' your text.

If you want to emphasize complete paragraphs of texts we recommend to use the newly defined class option and environment `svgraybox`. This will produce a 15 percent screened box 'behind' your text.

1.3.1.1 Subsubsection Heading

Instead of simply listing headings of different levels we recommend to let every heading be followed by at least a short passage of text. Further on please use the \LaTeX automatism for all your cross-references and citations as has already been described in Sect. 1.2.

Please note that the first line of text that follows a heading is not indented, whereas the first lines of all subsequent paragraphs are.

Theorem 1.1 *Theorem text goes here.*

Definition 1.1 Definition text goes here.

Proof. Proof text goes here. □

Paragraph Heading

Instead of simply listing headings of different levels we recommend to let every heading be followed by at least a short passage of text. Further on please use the \LaTeX automatism for all your cross-references and citations as has already been described in Sect. 1.2.

Note that the first line of text that follows a heading is not indented, whereas the first lines of all subsequent paragraphs are.

Theorem 1.2 *Theorem text goes here.*

Definition 1.2 Definition text goes here.

Proof. Proof text goes here. □

Trailer Head

If you want to emphasize complete paragraphs of texts in an **Trailer Head** we recommend to use

```
\begin{trailer}{Trailer Head}
...
\end{trailer}
```

? Questions

If you want to emphasize complete paragraphs of texts in an **Questions** we recommend to use

```
\begin{questype}{Questions}
...
\end{questype}
```

> Important

If you want to emphasize complete paragraphs of texts in an **Important** we recommend to use

```
\begin{important}{Important}
...
\end{important}
```

! Attention

If you want to emphasize complete paragraphs of texts in an **Attention** we recommend to use

```
\begin{warning}{Attention}
...
\end{warning}
```

Program Code

If you want to emphasize complete paragraphs of texts in an **Program Code** we recommend to use

```
\begin{programcode}{Program Code}
\begin{verbatim}...\end{verbatim}
\end{programcode}
```

Tips

If you want to emphasize complete paragraphs of texts in an **Tips** we recommend to use

```
\begin{tips}{Tips}
...
\end{tips}
```

Overview

If you want to emphasize complete paragraphs of texts in an **Overview** we recommend to use

```
\begin{overview}{Overview}
...
\end{overview}
```

Background Information

If you want to emphasize complete paragraphs of texts in an **Background Information** we recommend to use

```
\begin{backgroundinformation}{Background Information}
...
\end{backgroundinformation}
```

Legal Text

If you want to emphasize complete paragraphs of texts in an **Legal Text** we recommend to use

```
\begin{legaltext}{Legal Text}
...
\end{legaltext}
```

Acknowledgements If you want to include acknowledgments of assistance and the like at the end of an individual chapter please use the `acknowledgement` environment – it will automatically be rendered in line with the preferred layout.

Competing Interests Please declare any competing interests in the context of your chapter. The following sentences can be regarded as examples.

This study was funded by [X] [grant number X].

[Author A] has received research grant from [Company W].

[Author B] has received a speaker honorarium from [Company X] and owns stock in [Company Y].

[Author C] is a member of [committee Z].

The authors have no conflicts of interest to declare that are relevant to the content of this chapter.

Ethics Approval If your chapter includes primary studies with humans please declare the adherence of ethical standards. Example text: This study was performed in line with the principles of the Declaration of Helsinki. Approval was granted by the Ethics Committee of University B (Date.../No. ...).

In addition, for human participants, authors are required to include a statement that informed consent (to participate and/or to publish) was obtained from individual participants or parents/guardians if the participant is minor or incapable.

If animals are studied, authors should make sure that the legal requirements or guidelines in the country and/or state or province for the care and use of animals have been followed or specify that no ethics approval was required.

Appendix

When placed at the end of a chapter or contribution (as opposed to at the end of the book), the numbering of tables, figures, and equations in the appendix section continues on from that in the main text. Hence please *do not* use the `appendix` command when writing an appendix at the end of your chapter or contribution. If there is only one the appendix is designated “Appendix”, or “Appendix 1”, or “Appendix 2”, etc. if there is more than one.

$$a \times b = c \quad (1.4)$$

1.4 Styling of References

References may be *cited* in the text either by number (preferred) or by author/year.³ If the citation in the text is numbered, the reference list should be arranged in ascending order. If the citation in the text is author/year, the reference list should be *sorted* alphabetically and if there are several works by the same author, the following order should be used:

1. all works by the author alone, ordered chronologically by year of publication
2. all works by the author with a coauthor, ordered alphabetically by coauthor
3. all works by the author with several coauthors, ordered chronologically by year of publication.

The *styling* of references⁴ depends on the subject of your book:

- The *two* recommended styles for references in books on *mathematical, physical, statistical and computer sciences* are depicted in [1, 2, 3, 4, 5] and [6, 7, 8, 9, 10].
- Examples of the most commonly used reference style in books on *Psychology, Social Sciences* are [11, 12, 13, 14, 15].
- Examples for references in books on *Humanities, Linguistics, Philosophy* are [16, 17, 18, 19, 20].
- Examples of the basic Springer Nature style used in publications on a wide range of subjects such as *Computer Science, Economics, Engineering, Geosciences, Life Sciences, Medicine, Biomedicine* are [21, 22, 24, 23, 25].

³ Make sure that all references from the list are cited in the text. Those not cited should be moved to a separate *Further Reading* section or chapter.

⁴ Always use the standard abbreviation of a journal's name according to the ISSN *List of Title Word Abbreviations*, see <http://www.issn.org/en/node/344>

References

1. Broy, M.: Software engineering — from auxiliary to key technologies. In: Broy, M., Dener, E. (eds.) *Software Pioneers*, pp. 10-13. Springer, Heidelberg (2002)
2. Dod, J.: Effective substances. In: *The Dictionary of Substances and Their Effects*. Royal Society of Chemistry (1999) Available via DIALOG.
[http://www.rsc.org/dose/title of subordinate document](http://www.rsc.org/dose/title%20of%20subordinate%20document). Cited 15 Jan 1999
3. Geddes, K.O., Czapor, S.R., Labahn, G.: *Algorithms for Computer Algebra*. Kluwer, Boston (1992)
4. Hamburger, C.: Quasimonotonicity, regularity and duality for nonlinear systems of partial differential equations. *Ann. Mat. Pura. Appl.* **169**, 321–354 (1995)
5. Slifka, M.K., Whitton, J.L.: Clinical implications of dysregulated cytokine production. *J. Mol. Med.* (2000) doi: 10.1007/s001090000086
6. J. Dod, in *The Dictionary of Substances and Their Effects*, Royal Society of Chemistry. (Available via DIALOG, 1999), [http://www.rsc.org/dose/title of subordinate document](http://www.rsc.org/dose/title%20of%20subordinate%20document). Cited 15 Jan 1999
7. H. Ibach, H. Lüth, *Solid-State Physics*, 2nd edn. (Springer, New York, 1996), pp. 45-56
8. S. Preuss, A. Demchuk Jr., M. Stuke, *Appl. Phys. A* **61**
9. M.K. Slifka, J.L. Whitton, *J. Mol. Med.*, doi: 10.1007/s001090000086
10. S.E. Smith, in *Neuromuscular Junction*, ed. by E. Zaimis. *Handbook of Experimental Pharmacology*, vol 42 (Springer, Heidelberg, 1976), p. 593
11. Calfee, R. C., & Valencia, R. R. (1991). *APA guide to preparing manuscripts for journal publication*. Washington, DC: American Psychological Association.
12. Dod, J. (1999). Effective substances. In: *The dictionary of substances and their effects*. Royal Society of Chemistry. Available via DIALOG.
[http://www.rsc.org/dose/Effective substances](http://www.rsc.org/dose/Effective%20substances). Cited 15 Jan 1999.
13. Harris, M., Karper, E., Stacks, G., Hoffman, D., DeNiro, R., Cruz, P., et al. (2001). Writing labs and the Hollywood connection. *J Film Writing*, 44(3), 213–245.
14. O’Neil, J. M., & Egan, J. (1992). Men’s and women’s gender role journeys: Metaphor for healing, transition, and transformation. In B. R. Wainrig (Ed.), *Gender issues across the life cycle* (pp. 107–123). New York: Springer.
15. Kreger, M., Brindis, C.D., Manuel, D.M., Sassoubre, L. (2007). Lessons learned in systems change initiatives: benchmarks and indicators. *American Journal of Community Psychology*, doi: 10.1007/s10464-007-9108-14.
16. Alber John, Daniel C. O’Connell, and Sabine Kowal. 2002. Personal perspective in TV interviews. *Pragmatics* 12:257–271
17. Cameron, Deborah. 1997. Theoretical debates in feminist linguistics: Questions of sex and gender. In *Gender and discourse*, ed. Ruth Wodak, 99–119. London: Sage Publications.
18. Cameron, Deborah. 1985. *Feminism and linguistic theory*. New York: St. Martin’s Press.
19. Dod, Jake. 1999. Effective substances. In: *The dictionary of substances and their effects*. Royal Society of Chemistry. Available via DIALOG.
[http://www.rsc.org/dose/title of subordinate document](http://www.rsc.org/dose/title%20of%20subordinate%20document). Cited 15 Jan 1999
20. Suleiman, Camelia, Daniel C. O’Connell, and Sabine Kowal. 2002. ‘If you and I, if we, in this later day, lose that sacred fire...’: Perspective in political interviews. *Journal of Psycholinguistic Research*. doi: 10.1023/A:1015592129296.
21. Brown B, Aaron M (2001) The politics of nature. In: Smith J (ed) *The rise of modern genomics*, 3rd edn. Wiley, New York
22. Dod J (1999) Effective Substances. In: *The dictionary of substances and their effects*. Royal Society of Chemistry. Available via DIALOG.
[http://www.rsc.org/dose/title of subordinate document](http://www.rsc.org/dose/title%20of%20subordinate%20document). Cited 15 Jan 1999
23. Slifka MK, Whitton JL (2000) Clinical implications of dysregulated cytokine production. *J Mol Med*, doi: 10.1007/s001090000086
24. Smith J, Jones M Jr, Houghton L et al (1999) Future of health insurance. *N Engl J Med* 341:325–329
25. South J, Blass B (2001) *The future of modern genomics*. Blackwell, London

Appendix A

Chapter Heading

Use the template *appendix.tex* together with the document class SVMono (monograph-type books) or SVMult (edited books) to style appendix of your book.

A.1 Section Heading

Instead of simply listing headings of different levels we recommend to let every heading be followed by at least a short passage of text. Further on please use the \LaTeX automatism for all your cross-references and citations.

A.1.1 Subsection Heading

Instead of simply listing headings of different levels we recommend to let every heading be followed by at least a short passage of text. Further on please use the \LaTeX automatism for all your cross-references and citations as has already been described in Sect. A.1.

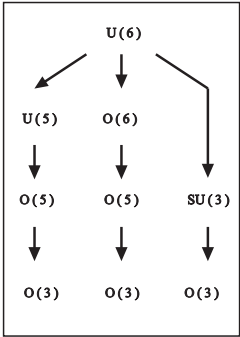
For multiline equations we recommend to use the `eqnarray` environment.

$$\begin{array}{l} \mathbf{a} \times \mathbf{b} = \mathbf{c} \\ \mathbf{a} \times \mathbf{b} = \mathbf{c} \end{array} \tag{A.1}$$

A.1.1.1 Subsubsection Heading

Instead of simply listing headings of different levels we recommend to let every heading be followed by at least a short passage of text. Further on please use the \LaTeX automatism for all your cross-references and citations as has already been described in Sect. A.1.1.

Fig. A.1 Please write your figure caption here



Please note that the first line of text that follows a heading is not indented, whereas the first lines of all subsequent paragraphs are.

Table A.1 Please write your table caption here

Classes	Subclass	Length	Action Mechanism
Translation	mRNA ^a	22 (19–25)	Translation repression, mRNA cleavage
Translation	mRNA cleavage	21	mRNA cleavage
Translation	mRNA	21–22	mRNA cleavage
Translation	mRNA	24–26	Histone and DNA Modification

^a Table foot note (with superscript)

Glossary

Use the template *glossary.tex* together with the Springer Nature document class SVMono (monograph-type books) or SVMult (edited books) to style your glossary in the Springer Nature layout.

glossary term Write here the description of the glossary term. Write here the description of the glossary term. Write here the description of the glossary term.

glossary term Write here the description of the glossary term. Write here the description of the glossary term. Write here the description of the glossary term.

glossary term Write here the description of the glossary term. Write here the description of the glossary term. Write here the description of the glossary term.

glossary term Write here the description of the glossary term. Write here the description of the glossary term. Write here the description of the glossary term.

glossary term Write here the description of the glossary term. Write here the description of the glossary term. Write here the description of the glossary term.

Index

acronyms, list of, xvii

citations, 4

cross-references, 4

dedication, v

foreword, vii

glossary, 15

paragraph, 6

permission to print, 4

preface, ix

symbols, list of, xvii